

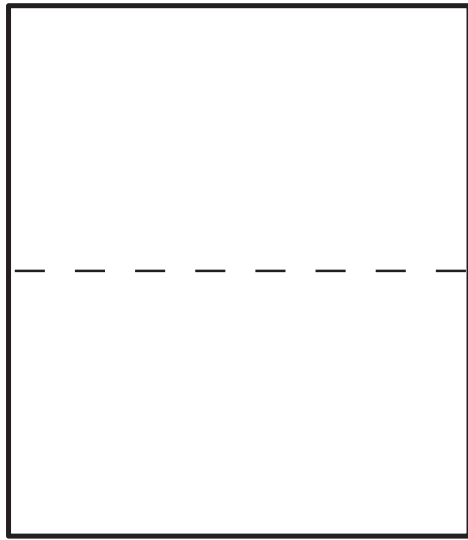



Build A House

How this works:

- 1) CUT on the solid lines 
- 2) FOLD on the dashed lines. 
- 3) TAPE or GLUE the flaps.
- 4) POP the roof on.
- 5) There's your first paper house!



roof →



Printables: Crafts for Kids

InklessTales.com | www.inklesstales.com © 2005 Elizabeth Bushey

ebushey@gmail.com | For more stories, games, poems and fun for children, visit us online.



© Elizabeth Williams Bushey | **Inkless Tales ~ Inkless Tunes** | www.inklesstales.com | www.inklesstunes.com | p.o. box 893, newcastle, ca 95658 | 1-888-726-2752 | elizabeth@inklesstales.com

Stories, Poems, Games, Projects, Science, Math, Music and More for Young Learners. For more fun downloadables, visit <http://www.inklesstales.com/more/>
Interested in a visit to your school or organization? Check out www.inklesstales.com/visits.